


New Forest Quilt Group

Newsletter March 2018



CHAIRMANS CHAT MARCH 2018



Another Newsletter has come round, those two months seem to have gone very quickly. We hope you enjoyed the January & February meetings. Why is it my quilts never seem as imaginative as our Speakers, they seem to be so full of wonderful ideas. Oh well, we can keep on dreaming.

The February workshop was really different and enjoyable & Ferrets banter during the day was great fun. I never realized we could cut out tulips using just a rotary cutter, but we did. The end result was fantastic. A very enjoyable day was had by everyone.

We have plenty of more exciting Speakers & workshops lined up for the coming year. We certainly seem to have a great variety. Also our Traders never seem to disappoint with all that lovely fabric they tempt us with. Who says we need more for our stash, a girl can never have too much fabric!!

Keep Sewing Sheila & Carol



Date for your diary. Don't forget Saturday 3rd March.

Sewing and PAT Testing Day

Come and Sew Day Barton Methodist Church. A lovely relaxing day where you can catch up with friends and also those UFO's! You only need to bring yourselves, your machine, your sewing and a packed lunch.

This is an opportunity to have your machines PAT Tested, especially if you take them to classes.

AGM

Don't forget the AGM in March. The Committee work hard on your behalf and they now need your support in order to continue for another year. We are also going to discuss the Exhibition taking place in May 2019, again your support is needed.

We will be having a Show & Tell at the AGM so don't forget to bring anything along you wish to Show

MEMBERS SALES TABLE

There will be no trader in March but we will be having a Members Sales Table, so if you have anything sewing related that you wish to sell, please bring it along. Put the item in a clear plastic bag with your name & how much you require for the item together with a small plastic bag inside for the money to be put into.

A sample from Ferrets workshop. We look forward



to seeing the competed items in due course!!



SPEAKER SECRETARY CORNER - Sue and Pam

Monday 5th March AGM

All very welcome. We will be taking some time out during the meeting to tell you about the 2019 exhibition. More details below.



Monday 9th April and Tuesday 10th April – Jennie Rayment

We are delighted to welcome Jennie to our

April meeting.

This skinnyish, reddish-haired, slightly wacky Brit is totally obsessed with 'Nipping and Tucking' - fabric manipulation and surface texture. Unique in her field, she's now internationally known for her quick, simple, innovative and original techniques with manipulated material and her hilarious lectures with real 'Strip, Show and Tell'.

Although, much of her work is created in simple calico known as muslin in the USA, her elegant ideas and natty notions may be adapted for any type of fabric and used to make quilts, wallhangings, boxes, baskets, cushions, table linen and of course fashion garments and accessories we did.

Jennie Rayment is taking a workshop on 10th April, called



All Squared Up.
Unique and innovative designs all created by manipulating squares

in ingenious forms. Use these designs for quilt blocks, garments, home décor or where ever you wish. An excellent class for all fabric manipulators or 'wannabees' – no experience - just a desire to tweak and twitch a little. (All designs 5" square)

Workshop News

Our workshops are again proving very popular with 13 people at the first one of the year – Tulips with Ferret. I think we all thought Tulips would be easy peasy, but yet again we learnt a new technique – not a ruler or tape measure in sight, and not a single straight line! We all wondered if we would survive the day, but we did. Look out for show and tells at the next meeting.

Question of the Month:

Quilted material was used as protective armour during the Crusades

True or False

This article was sent to me by a friend in Australia, thought you might like to have a good laugh!! Sheila

Advice from a Singer Sewing Machine Manual from 1949

Prepare yourself mentally for sewing. Think about what you are going to do. Never approach sewing with a sigh or lackadaisicality. Good results are difficult when indifference dominates. Never try to sew with a sink full of dirty dishes or beds unmade.


When there are urgent housekeeping chores, do these first so that your mind is free to enjoy your sewing. When you sew, make yourself as attractive as possible. Put on a clean dress. Keep a little bag of French chalk near your sewing machine to dust your fingers at intervals. Have your hair in order, powder and lipstick put on. If you are constantly fearful that a visitor might drop in or your husband will come home, and you will not look neatly put together, you will not enjoy your sewing.

Crafting Events

A 2018 date list that Penny knows about so far...Do confirm before travelling...

- 1-4 Mar** Knitting & Stitching Show, Olympia
- 17 Mar** QG Reg 3 Quilters Day at Titchfield Community Centre
- 18 Mar** QG Reg 3 Workshop day at Sarisbury Green Community Centre
- 6-8 Apl** Spring Quilt Festival, Westpoint Arena, Exeter
- 12-14 Apl** Craft4Crafters at B&W Showground, Shepton Mallett
- 20-22 Apl** Quilters Guild AGM & Conference, Newcastle
- 21/22 Apl** Brockenhurst Needlework Fiesta
- 28Apl-2June** 4U2TouchII-TactileTextures exhib, Red House Museum, Christchurch
- 17-20 May** Quilts UK, Malvern
- 26May-10June** Dorset Art Weeks
- 26May-10June** Purbeck Art Week

Just a few examples of Ferret's stunning Quilts. The machine quilting detail was amazing.



Kaffe Fassett Exhibition at Mottisfont




I visited this wonderful exhibition over the Christmas period, which made it doubly enjoyable as the house was so beautifully decorated, and worth going just for that.

The exhibition was housed in a series of rooms on the top floor, all specially decorated in vibrant colours that enhanced the work on show. There were many amazing quilts to view, some vibrant and others more muted, and examples of knitwear and tapestry too.

I went with my daughter-in-law and my grandchildren - 2 girls of 10 and 12, and my grandson who is 7, who all were totally absorbed in the whole dazzling display, and I think enjoyed it as much as the grown-ups!!

I have been a fan of Kaffe Fassett since going to a lecture he gave many years ago, and long before I got into patchwork. His lecture was about the use of colour which he demonstrated with slides of the natural world. It was very inspiring as, at that time, my main hobby was hand spinning and dyeing fleece.!

Chris Noyes




FOOT NOTE!

This foot was made for walking!
But not on my machine!!
It turns out the weirdest quilting!
That I have ever seen!!
It sews along quite nicely
I stop holding my breath!
Then it does a little dance step!
And scares me half to death!!
I see a section of stitches!
Too small for ripping out,
Then a leap and then a skip --!
What is this all about?
A seam on top? The batting?
Am I doing something wrong?
I didn't dream that machine quilting!
Would ever take this long!
The answer's out there somewhere,
I'll seek till I understand,
But until I get it sorted out!
I just must quilt by hand!!

..many thanks Chris.I think we 've
all been there!

Kaffe fassett at his best



Answer for Question of the Month:

True: During the Crusades, warriors from England and Scotland noticed the leather quilted garment worn by Islamic warriors under their chain mail, or as armour itself. Even the horses of the Islamic armies had their own quilted garments. It wasn't long before worried wives of warriors from England and Scotland began protecting their husbands with some extra layers of quilted cloth as well.


Penny Bicknell sent through a request asking any member to take part in a project that she is organising with St. Barbe's Museum in Lymington.

In June 2018 the museum will be hosting an exhibition of paintings based on the Dazzle camouflage patterns that were used on aircraft & ships during the first World War, to confuse the enemy. These were successful in helping to ensure difficulties in ascertaining the exact position & direction of the planes & boats.

To further enhance the exhibition some items of patchwork & knitting will be on display in the reception & café areas. The pieces will be in the form of chair backs & panels to fit the reception desks. The theme is illusion & camouflage.

She is looking for any volunteers to help make these items. She has been asked to provide up to 33 chair backs & 18 panels & would welcome any assistance. If any member is interested in helping she will give further details.

Please contact Penny Bicknell at penny.bicknell@gmail.com



Thank you to everyone who has contributed to this month's newsletter. If you have any items of interest to our members, please email them to Carol at carol.marchant@gmail.com Don't forget to visit our website to see all the photos taken at meetings and about forthcoming speakers etc. www.newforestquiltgroup.weebly.com